

4000 Turnstiles

Part of the 4000 TURNSTILE RANGE

Single | Double | Stainless | Bespoke

DESCRIPTION

- 100% duty cycle heavy industrial usage
- Force tested to 1200Newtons
- Single Phase Supply
- Plug & Play Installation
- Programmable control panel c/w fault diagnostic on screen display
- Fire alarm input built in as standard (engages free rotation)
- High specification turnstile to control schools/arenas and un-authorised access to secure areas
- Seamlessly forms part of the existing fence lines perimeter security
- Mild or stainless steel for long lasting and maintenance free performance
- 90° or 120° rotor assemblies available
- Bi-directional or single direction only
- Fail Safe or Fail Secure modes in the event of power failure

4000 ADDED BENEFITS

- Ease of installation
- Low maintenance
- 99.9% Access Control Compat
- Reader Plates Fitted as STD
- Fire Alarm Input pre-configured
- Paxton/Nortech/levo Compat
- Easy to use for end users

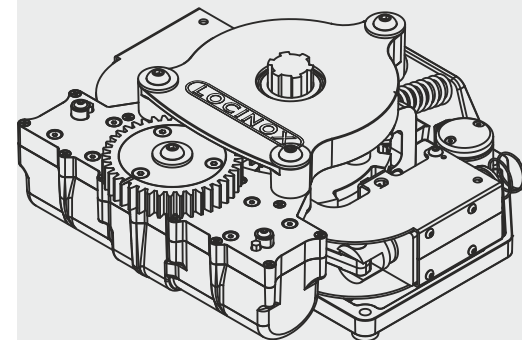
OPTIONAL EXTRAS

- Pedestrian Rain Canopies
- LED Passage Indicators
- Stainless Steel Rotors/Frames
- Different Heights Available
- Bespoke Size Reader Plates
- LED Courtesy Down light
- Heel Guards
- Pedestrian Gate Combination



SAFETY SYSTEM

Built in as standard is an anti-trap safety system to stop the possibility of users getting trapped in the turnstile



SUPERIOR MECHANISM

The 4000 turnstiles features an ultra smooth and reliable Locinox Head Mech unit

LOCINOX

THE UK'S No1 TRIED, TESTED AND TRUSTED TURNSTILES

The 4000 Full Height Turnstile range is a high specification turnstile, suitable for controlling access in environments such as reception areas, schools, public building and military bases. Our Turnstiles seamlessly form part of high level perimeter security, requiring low usage knowledge.

Constructed from Mild or Stainless Steel for long lasting and maintenance free performance, the 4000 offers a comprehensive range of features to suit individual client requirements, including 90° or 120° rotor assemblies, canopies, down lights and fire alarm activation (to engage free rotation).

Turnstiles can be configured as bi-directional or single direction only. The 4000 turnstile range is available in single or double according to your requirements. The units are ready to bolt down and commission continuing our "Plug & Play" ethos.

Due to our superior intelligent yet simple, PLC controller. The turnstile can be configured for "Fail Safe" or "Fail Secure" modes on the event of power failure. Options also extend to varying height configuration, again tailored to suit your needs.



4000 Turnstiles



PRODUCT SPECIFICATION

Flow Rate
15 to 22 Person Per Minute in Single Direction
Fail Safe or Fail Secure Modes Available

Duty Cycle
100% Heavy Industrial Usage
Suitable for Indoor & Outdoor Usage

Specification
CE Approved, TUV Approved

Power Requirements
Single Phase 240v 50Hz 5 Amps

Colours
All RAL Colours Available
(Galvanised Optional Cost)

Dimensions
Single: 1280mm x 1400mm x 1790mm
Double: 2450mm x 1400mm x 1790mm

Sizes
Rotor: 76mm Tube with Bottom Supported Bearing
Arms: 42mm Tube with Capped Ends
Side Frames: 33mm Tube Welded to Curve Base Plate

Material Construction
Mild Steel Primed & Powder coated as standard Galv
Optional

Unit Weight
230Kg Approx

*All turnstiles are bespoke and manufactured to order.

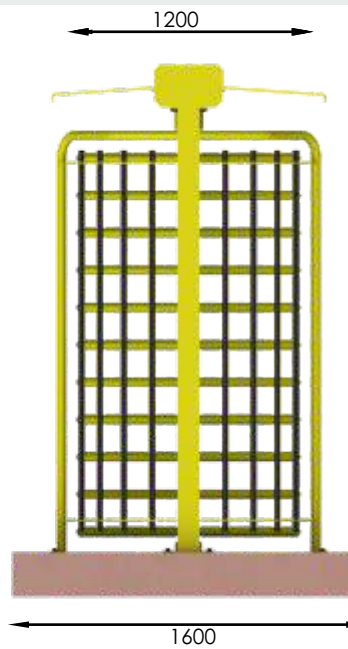
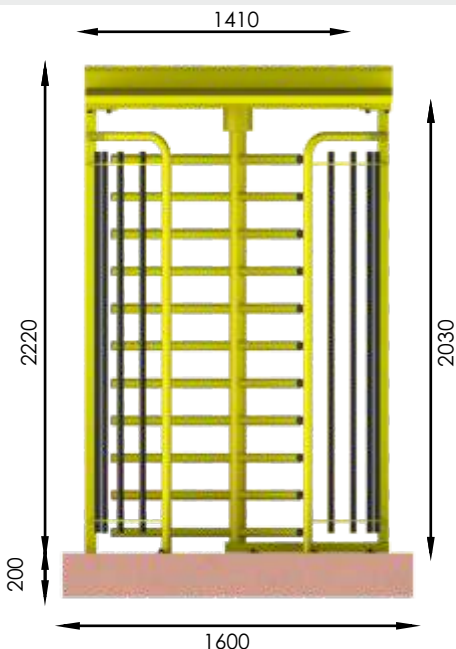
CAD Drawings
provided as
standard



Tech Support
provided and FREE
mobile APP as
standard



PLUG & PLAY
INSTALLATION



Delivered on our Fleet
of Hi-Ab Vehicles, ready to
bolt down/ connect power
and commission.